



## OGI FIXED COOLED CAMERA GASVIEWER GV-F-3234

- 24/7 on site gas leak monitoring.
- Real time gas cloud colorization and quantification.
- Full turnkey solution including field junction box, control room hardware, alarms, and connection to DCS.
- Safe for hazardous area (Atex zone 2 and 1)

## GASVIEWER GAS CLOUD MONITORING, FULL TURNKEY SOLUTION, FOR VOC

24 hours site monitoring using our OGI camera GV-F-3234 with real-time video streaming to the control room. When a gas cloud is detected, it shows on the system screen located in the control room. The gas cloud is colorized and quantified. An alarm is triggered in our system to automatically inform the control room personnel. The alarm can also be transmitted directly to the local DCS through Modbus or dry contacts. For each alarm, a video is recorded in our system and can be retrieved easily through our user-friendly interface, for future analysis.

Gas cloud monitoring is ideal for facilities with flammable materials and combustible storage areas that are sensitive to gas emission such as refineries, petrochemical plants, tank farms, gas compression station, gas transportation, biogas plants...

### ACCURACY

As low as 0,3 gr/sec CH<sub>4</sub> at 125 m, or 0,5 gr/sec CH<sub>4</sub> at 250 m

### ALARMS

- Automatic visual and audible alarm on system screen in control room
- Sending SMS or email to the person on call (optional)
- Through your DCS (optional).

### CONNECTIVITY

- From camera to control room: fiber optic or wireless (optional)
- From system server located in your control room to your DCS: Modbus or dry contact (both optional).

### RECORDING


- Automatic video recording starts with every alarm and last the time of the alarm.
- Additional recording time can be set up as per customer requirement (24/7 during X days for example)
- Videos are stored on the system hard drive. A user-friendly interface allows easy retrieval and play back for later analysis.

### SAFETY CERTIFICATION

ATEX II 2G Ex db IIC T6 Gb, zone 1 available as option

### SYSTEM FLEXIBILITY

System server and software can handle multiple GV-F-3234



### CONTACT:

+33 4 65 260 760

[contact@og-tech.fr](mailto:contact@og-tech.fr)

FUNCTIONALITIES	
MAIN APPLICATIONS	GAS DETECTION GAS CLOUD COLORIZATION GAS LEAK QUANTIFICATION
ADDITIONAL POSSIBLE APPLICATIONS	FIRE DETECTION HOT SPOT MONITORING ANTI INTRUSION VIRTUAL FENCE MAN DOWN
CAMERA TYPE	FIXED, FOR 24/7 SITE MONITORING
GAS LEAK DETECTION PERFORMANCE	
GAS DETECTED (VOC)	Ethylene, 1-Hexane, Propanol, 1,3-Butadiene, 1-Butene, Methane, Propylene 1-pentene, Styrene, Toluene, Acetic acid, Xylene, 1,2-dimethyl-Benzene, Isobutylene, Isoprene, Benzene, Ethyl benzene, Ethylene oxide, Hexane, Methanol, Propylene oxide, Propylene, Ethane, Octane, Heptane, Isopropyl alcohol, MEK Methyl Ethyl Ketone 2-butanone, Propane, Butane, Pentane
MIN. LEAK RATE	0.3 gr/sec CH4 at 125 m 0.5 gr/sec CH4 at 250 m
ACCURACY	±1°C (From 0°C to 70°C Scene Temp.)
DIGITAL VIDEO RECORDING	
STORAGE CAPACITY	Depending on hard drive installed on server, as per customer requirement
ALARMS	
ALARM	In control room
AUTOMATIC ALARM	Yes
CONNECTION WITH DCS	Mod bus-dry contact
ADDITIONAL ALARM	- Sms or email to person on call - video streaming on intranet or internet for remote access
CONNECTIVITY	Fiber or wireless (Optional) using IP (Internet Protocol)
PHYSICAL CONDITIONS	
WEIGHT	13Kg
SIZE	161x179x385 mm

ENVIRONMENTAL CONDITIONS	
OPERATING TEMPERATURE RANGE	-15°C to + 40°C
STORAGE TEMPERATURE RANGE	-40° to + 71°C
WATER AND DUST PROTECTION	EN 60529 (IP66-IP67)
RATING	II 2 G Ex db op pr IIC T6 Gb -40°CsTamb+60°C II 2 D Ex tb IIIC T85°C Db -40°CsTamb+60°C
ATEX STANDARDS	EN 60079-0:2012, EN 60079-1:2014 EN 60079-28:2015, EN 60079-31:2014
EMC/ IECEX STANDARDS	EN 61000-6-3:2007 EN 50130-4:1995+A1:1998+A2:2003 IEC 60079-0:2011, IEC 60079-1:2014-06 IEC 60079-28:2015, IEC 60079-31:2013
LVD	EN 60950-1:2006 + A11:2009
RoHS	2011/65/EU
WEEE	2012/19/EU
IMAGING PERFORMANCE	
OPTICS	N: 12'x 9' -M: 18'x13'
DIGITAL ZOOM	Continuous Up To 8x
COLOR VIDEO CAMERA (IN ADDITION TO IR)	Optional
DISPLAY UNIT	Video screen in control room
DETECTOR	
DETECTOR & TECHNOLOGY SPECTRAL RANGE PIXEL PITCH	IR-COOLED InSB 640x512 pixels 3-5µm 17 µm
THERMAL SENSITIVITY (NETD)	<15mK@ 50°C
POWER INPUT	
POWER INPUT	PoE
POWER CONSUMPTION	12W
POSSIBLE OPTION	
OPTION	PAN / TILT

Figure 1

Alarm videos log interface.

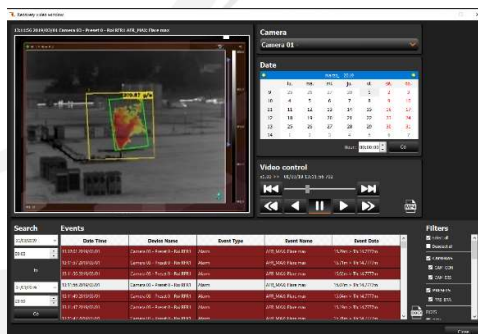



Figure 2 & 3

Additional functions such as fire detection and anti-intrusion can be turned on in our software to increase your site security, using the same cameras.



«We see, what you can't see»



www.og-tech.fr  
contact@og-tech.fr



Do not hesitate to contact your local representative: